

European Social Fund implementation in Latvia

Līga Baltiņa
baltina.lu@gmail.com
+371 29167300
Latvia

Latvia

Area: 64 559 km²

Population: 2,07 milj.

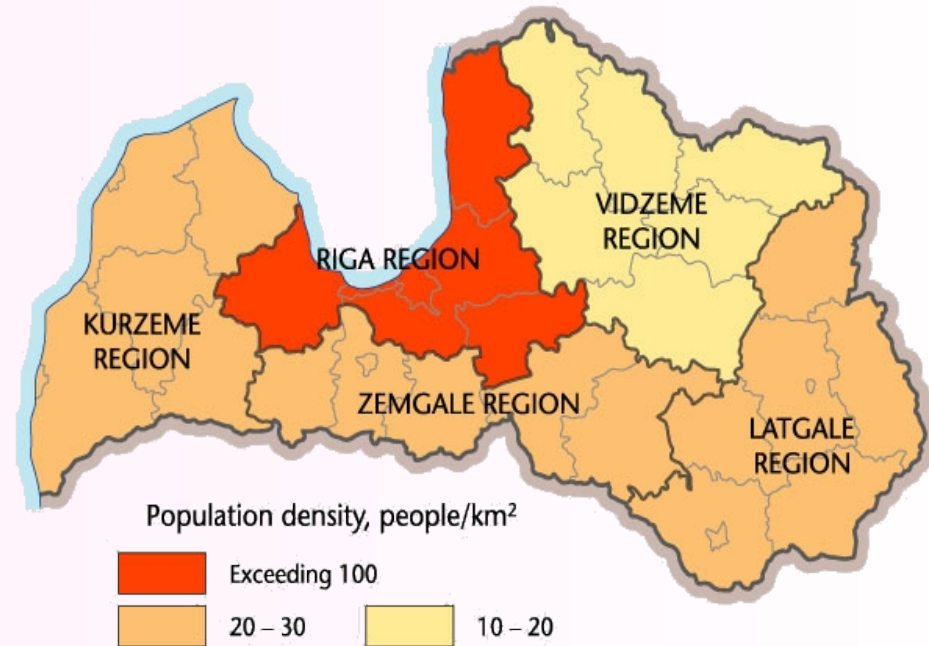
Population in Riga:
~0,7 milj. (~1/3)



- ❑ 5 planning regions of Latvia: Kurzeme, Zemgale, Vidzeme, Latgale, Riga region
- ❑ borders: Estonia, Russia, Lithuania, Belarus, Baltic Sea

Territorial governance

- **119 administrative territories (governed by local governments)**
 - 9 cities of national importance
 - 110 *novads* (municipalities/counties)
- **Regional level authorities**
 - 5 planning regions - state institutions
 - Problem: missing clear understanding of the role of planning regions

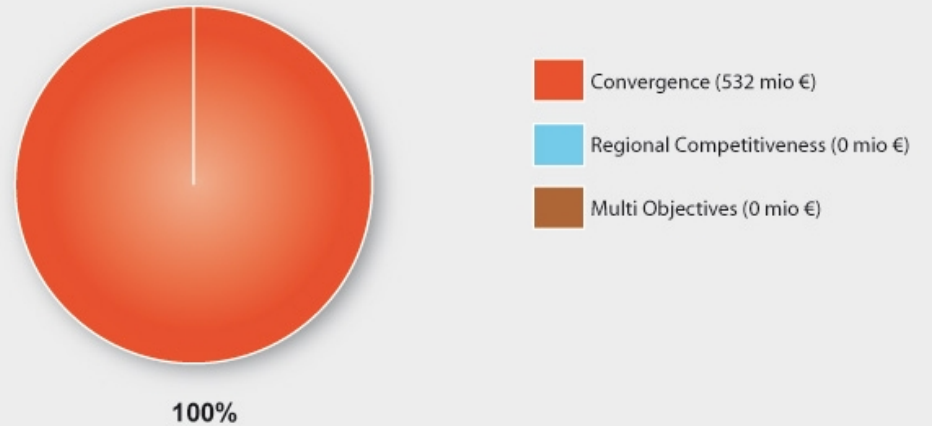


Latvija

Convergence and Competitiveness Objectives 2007-2013



ESF funding for regional competitiveness and convergence (as % of total ESF funding in Latvia)



Division of Funds 2007-2013

FUNDS FOR LATVIA IN BILLION € 2007-13

Objective	Fund	EU	National Public	National Private	Total
Convergence	CF	1.5	0.3	0.2	2.0
	ERDF	2.4	0.4	0.3	3.1
	ESF	0.6	0.1	0.02	0.7
Total Convergence		4.5			
Total European Territorial Cooperation*	ERDF	0.1	-	-	0,1
TOTAL		4.6	0.8	0.5	5.9

Figures have been rounded up

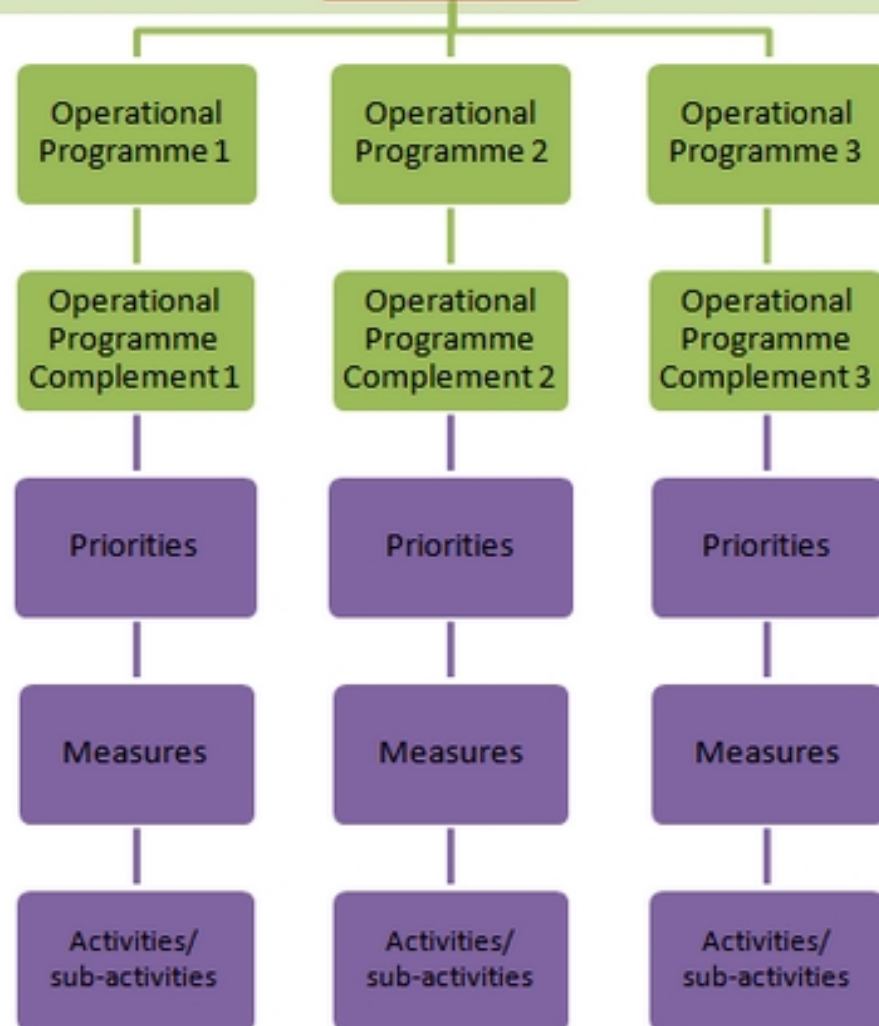
* Each Territorial Cooperation programme includes a minimum of 15% co-financing from each participating Member State.

European Union
level

Community
Strategic
Guidelines

National level

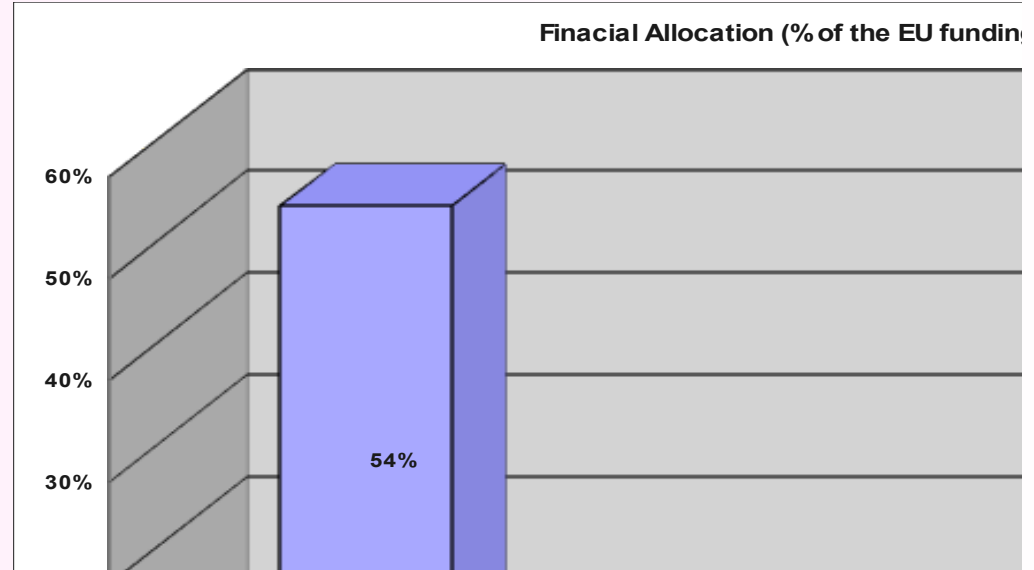
National
Strategic
Reference
Framework



3 OPs in Latvia

Operational programs

- **Human resources and employment - ESF**
- **Entrepreneurship and innovations - ERDF**
- **Infrastructure and services - ERDF and CF**



MONITORING COMMITTEE

incl. regions, NGOs, social partners etc.

PAYING AUTHORITY, CERTIFYING AUTHORITY

State Treasury

PROCUREMENT
MONITORING
BUREAU

MANAGING AUTHORITY

(reports to the
Minister of
Finance)

Ministry of
Finance

RESPONSIBLE INSTITUTIONS

8 line ministries

(Ministry of Economics, Ministry of Finance, Ministry of Education and Science, Ministry of Culture, Ministry of Welfare, Ministry of Transport, Ministry of Health, Ministry of the Environmental Protection and Regional Development) and State Chancellery

CO-OPERATION INSTITUTIONS

6 agencies

(Central Finance and Contracting Agency, Investment and Development Agency of Latvia, Society Integration Foundation, State Employment Agency, State Education Development Agency, State Regional Development Agency)

FINAL BENEFICIARIES

Central and local government institutions, private companies and natural persons, local government, NGOs, regions, etc.

AUDIT AUTHORITY

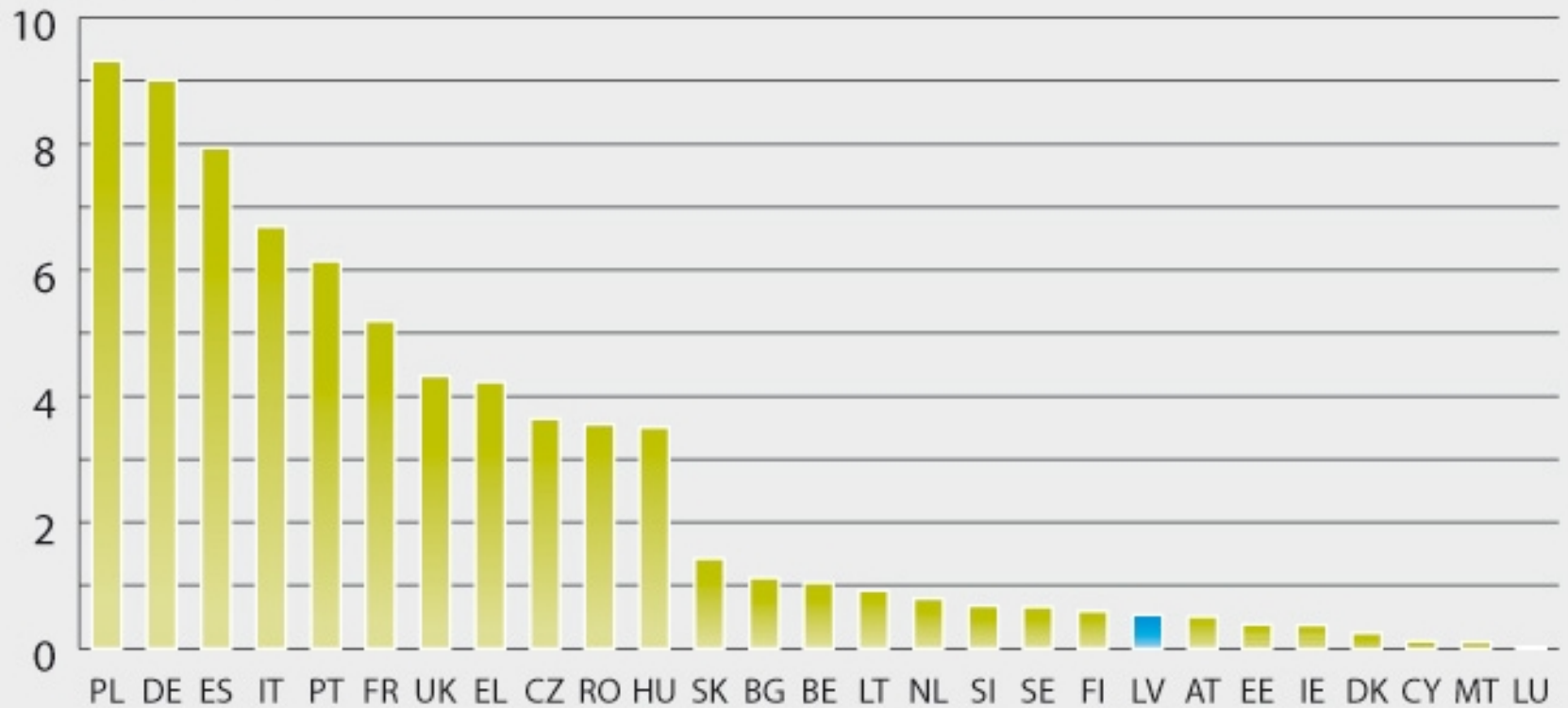
(reports to the
Minister of
Finance)

Ministry of
Finance

ESF funding per MS

ESF funding per Member State

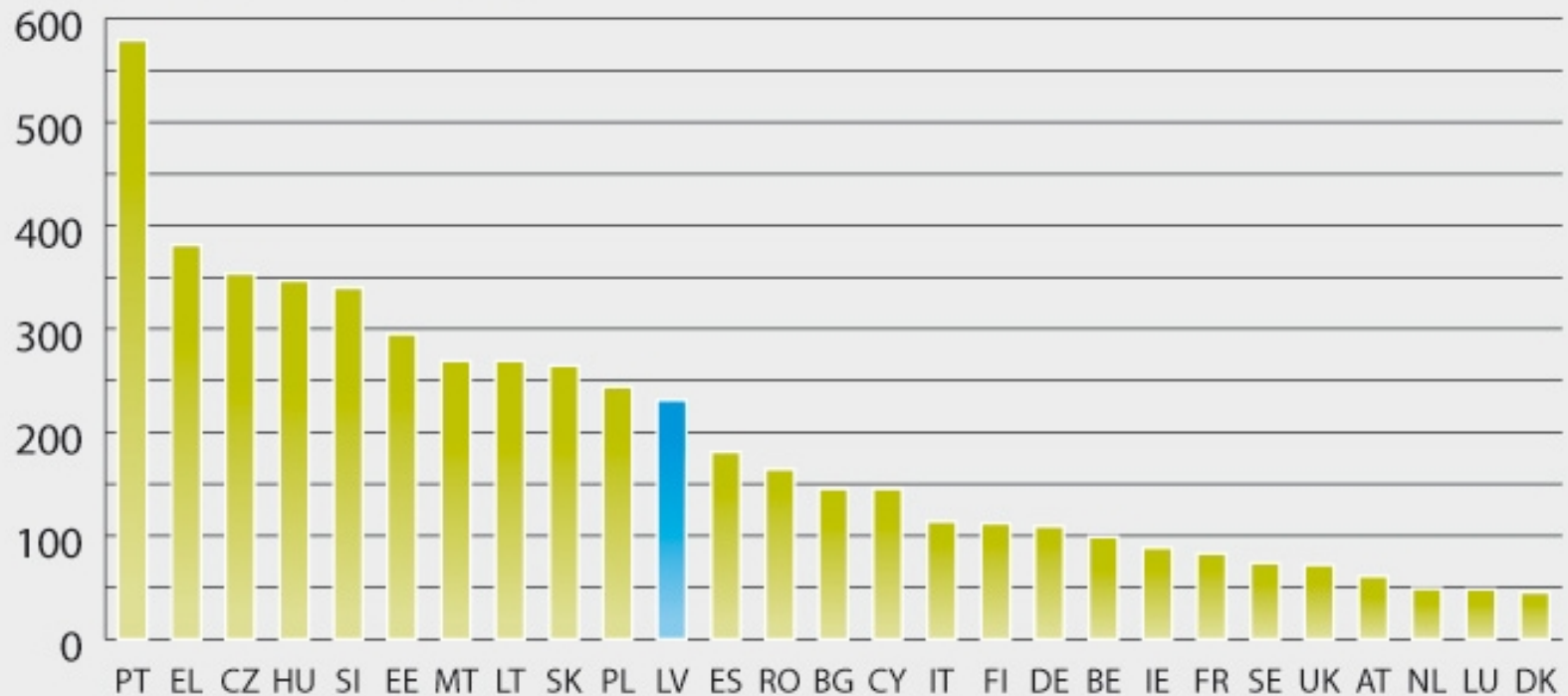
billion € (2007-2013)



ESF funding per capita

ESF funding per capita

€ per capita (2007-2013)



OP “Human resources and employment “ PRIORITIES AND MEASURES

Priority 1 “Higher Education and Science”

Measure 1.1 “Development of Scientific and Research Potential”

Measure 1.2 “Development of Tertiary (Higher) Education”

Priority 2 „Education and Skills”

Measure 2.1. “Development of Vocational Education and General Skills”

Measure 2.2. “Development of Lifelong Learning and Cooperation and Capacity Strengthening of Institutions responsible for Education and Lifelong Learning Policy”

Priority 3 “Promotion of Employment and Health at Work”

Measure 3.1 “Employment”

Measure 3.2 “Health at Work”

Priority 4 “Promotion of Social Inclusion”

Measure 4.1 “Social Inclusion”

Priority 5 “Administrative Capacity Building”

Measure 5.1 “Better Regulation Policy”

Measure 5.2 “Capacity Building of Human Resources”

Measure 5.3 “Administrative Capacity and Development Planning Capacity Building of Planning Regions and Local Governments”

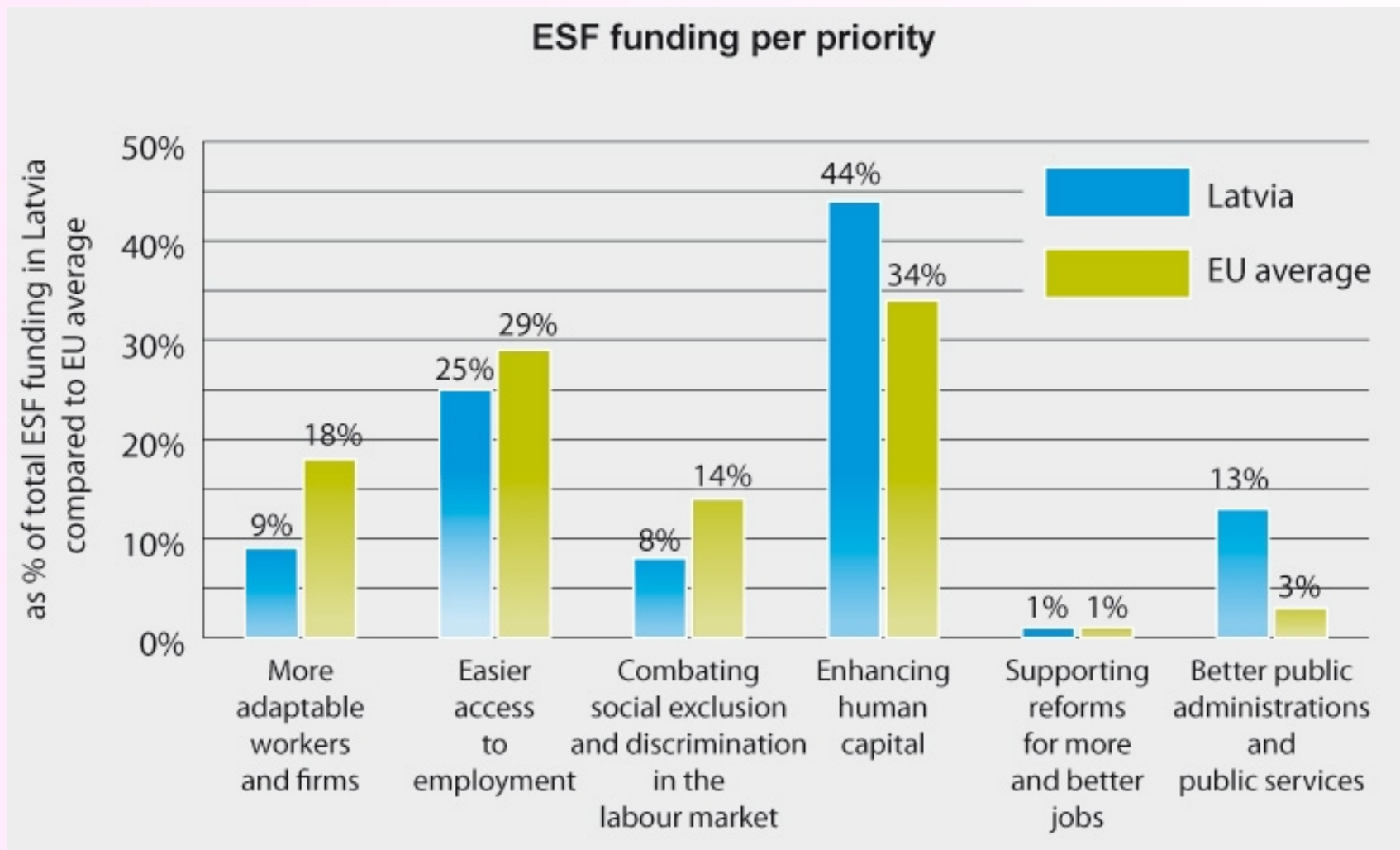
Priority 6 “Technical Assistance”

Measure 6.1 “Assistance for the Management of the Operational Programme „Human Resources and Employment””

5 PRIORITIES (not counting TA), 10 MEASURES, 31 ACTIVITIES, 40 SUB-ACTIVITIES

Priority axis	Community funding	National counterpart	Total funding
Higher education and science	116 855 553	13 400 616	130 256 169
Education and skills	127 788 577	18 302 385	146 090 962
Promotion of employment and health at work	249 273 032	66 241 016	315 514 048
Promotion of social inclusion	48 014 823	3 576 560	51 591 383
Administrative capacity-building	22 891 015	1 380 079	24 271 094
Technical Assistance	18 280 717	0	18 280 717
Total	583 103 717	102 900 656	686 004 373
			<i>(21/12/2011)</i>

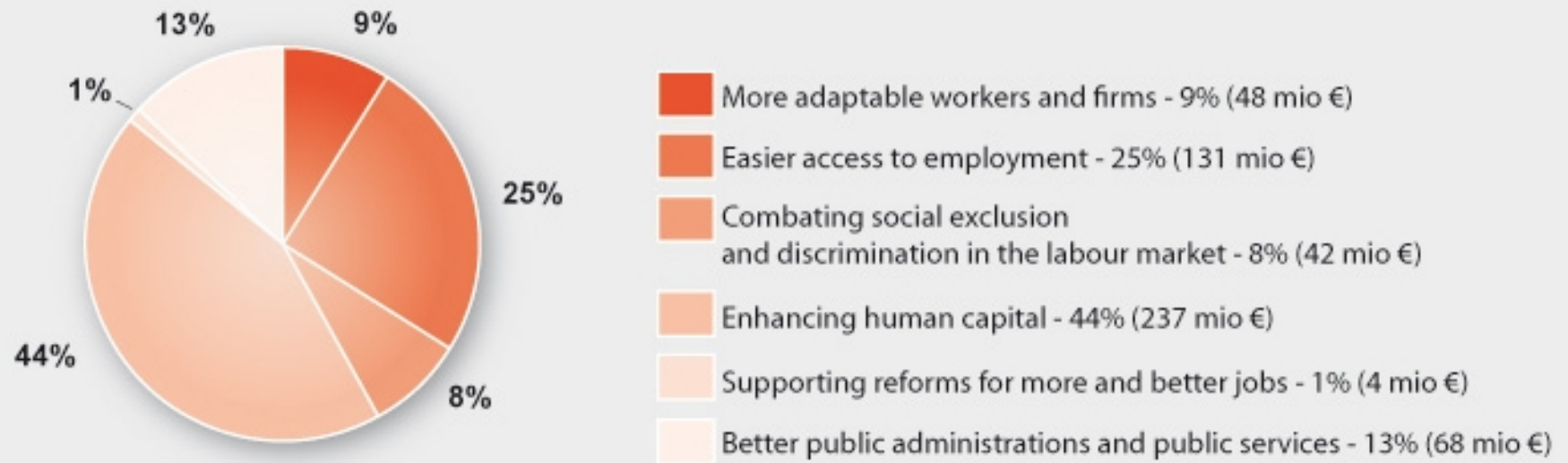
ESF funding per priority



ESF funding per priority

ESF funding per priority

ESF funding per priority for convergence regions



Involvement of NGOs, social partners in ESF preparation

- to ensure the **transparency and visibility of the process**, as well as respecting the **interests of partners and potential beneficiaries** of the EU funds
- to implement the **partnership principle** during elaboration of the NSRF and OPs
- several **instruments** used:
 - involvement of partners in elaboration of OPs
 - meetings of „shadow“ Monitoring Committee
 - public discussions
 - web page

Involvement of NGOs, social partners in ESF preparation

- in addition - round table discussion with the **most active NGOs**
- 5 public discussions **in 5 planning regions** of Latvia about the OPs
- the minister's round table **discussion with field experts**
- the partnership principle during the **negotiation process** of the OPs

Involvement of NGOs, social partners in ESF implementation

- involving in elaboration of implementation documentation
- organizing the public discussions of implementation provisions
- involving of partners into the project appraisal commissions



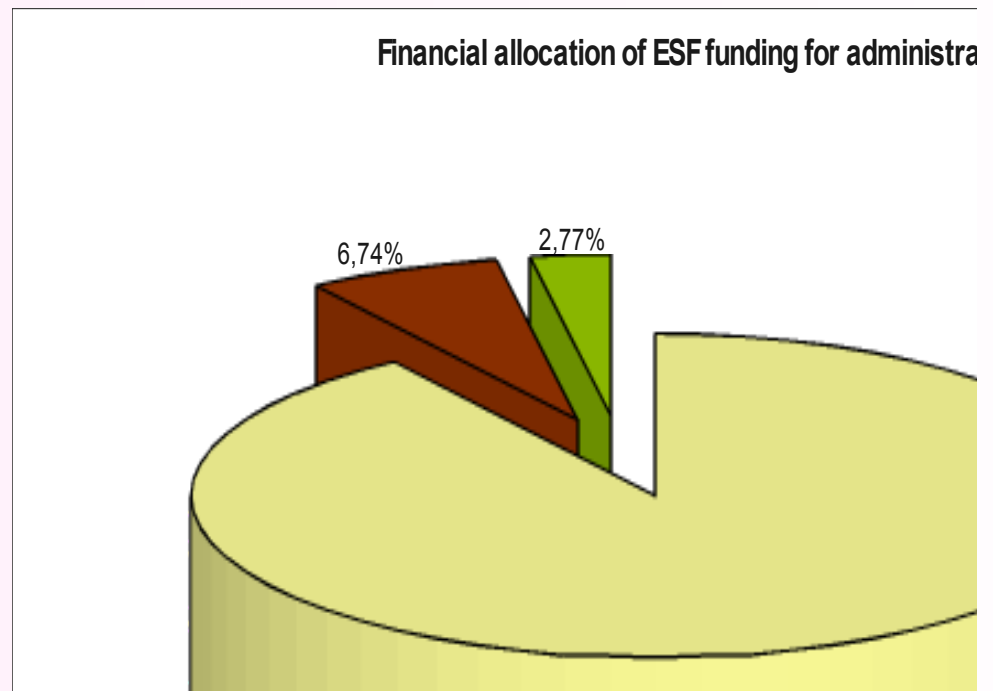
Involvement of NGOs, social partners in ESF evaluation

- via Monitoring committee which is responsible also for:
 - periodical review of progress made towards achieving OP targets
 - review and approve proposals for amendments to the OP
 - review and approve annual and final reports before sending them to the European Commission

Priority “Administrative capacity” within OP “Human resources and employment

- Measure “Better regulation policy”
- Measure “Strengthening the capacity of human resources”
- Measure “Administrative Capacity and Development Planning Capacity Building of Planning Regions and Local Governments”

Financial allocation for administrative capacity- 9,51% of the ESF funding



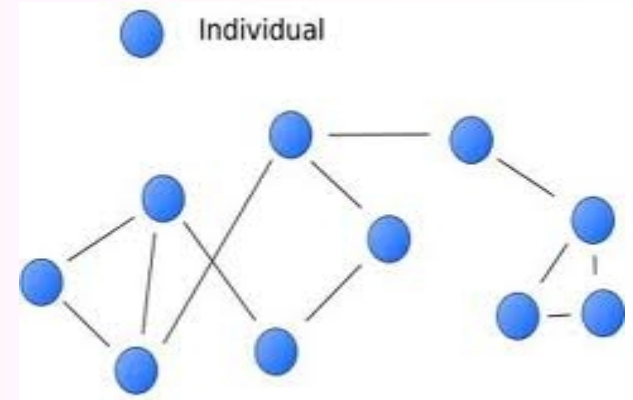
Examples of activities/subactivities

- **Activity "Reduction of Administrative Barriers and Quality Improvement of Public Services"**
 - Sub-activity "Development and Introduction of the Quality Management System"
 - Sub-activity "Improvement of Quality of Public Services at the National, Regional and Local Level"
- **Activity "Development of Human Resource Planning and Management System in Public Administration"**
 - Sub-activity "Administrative Capacity Building of NGOs"
 - Sub-activity "Administrative Capacity Building of Social Partners"
 - Sub-activity "Support to NGOs and Municipalities in Building their Capacities to Implement Measures financed by the Structural Funds"

Support directions

In order to **strengthen NGO participation capacity in policy-making** the following activities are supported:

- activities to **strengthen participatory capacity**
- activities for **NGO participation** in the **EU cooperation networks**
- activities for **NGO service harmonization** with quality standards
- activities for **development of innovative services**
- activities for implementation of **society advocacy projects**



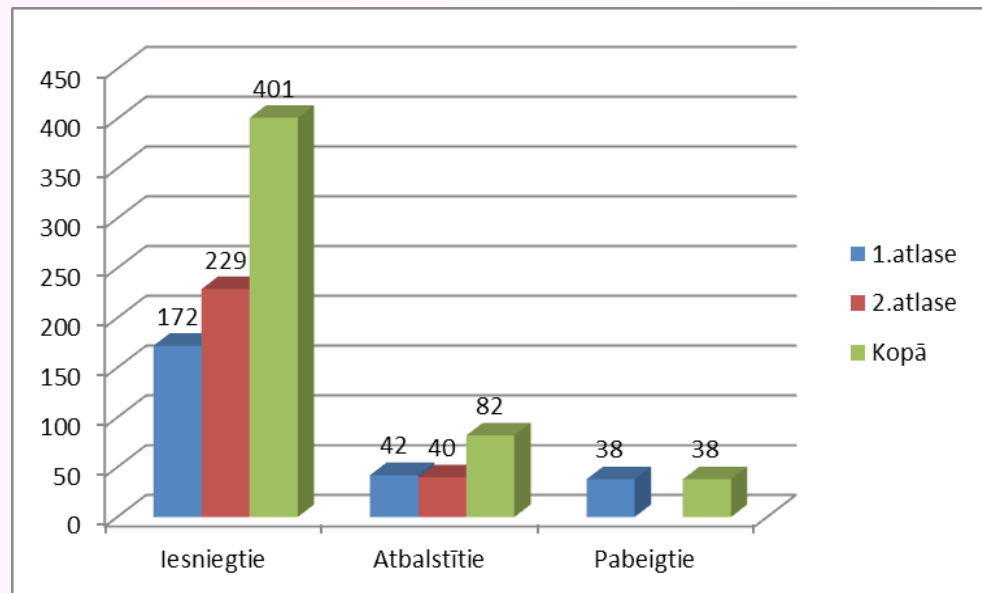
Sub-activity “NGO administrative capacity building”

- total available funding 2 263 029 LVL (aprox.3,22 mill.EUR), including **ESF 2 090 842 LVL** (~ 93%)
- 3 open calls (one per year/on aprox.equal share of budget)
- size of the project varies from 5000 EUR – aprox.35500EUR
- ESF cofinancing – 92,07%, national cofinancing – 7,93%

Number of projects in 2011

Within the whole OP:

- 9 project calls (total for all measures) for aprox.20,3 millions EUR
- 768 project applications received
- 193 projects approved
- 525 projects rejected
- for 50 projects decision was not yet approved in 2011



Some numbers...

- Contracted amounts vs/paid amounts (data of 30/11/2011)
 - Available finances 2 226 029 LVL
 - Concluded agreements 1 464 942 LVL
 - Paid amounts 630 971 LVL

- Projects aiming at:
 - enhancing participation in the decision making process - 58
 - developing / improving public services - 46enhancing attraction of EU funds and other financial resources in project implementation - 9

- Main sectors where public services developed/improved:
 - social policy - 20
 - health - 6
 - culture - 4
 - environment - 2
 - others - 12

Examples of activities implemented under “Administrative capacity”

- improvement of **policy planning**, policy **implementation** and policy **impact assessment**
- conducting **policy research**
- reduction of **administrative burden** and improvement of **public service quality**
- development and introduction of the **quality management system**
- improvement of **quality of public services** at the national, regional and local level

Examples of activities implemented under “Administrative capacity”

- development of **human resources planning and management** system in public administration
- administrative capacity **building of social partners**
- administrative capacity **building of NGOs**
- support to NGOs and municipalities in building their **capacities to implement measures** financed by the structural funds
- **experts’ involvement** in the work of planning regions, towns and districts

Occured circumstances...

- differences in finances
approved/contracted/paid
- rather high number of postponed measures
-> leading to missing results
-> impact of economic crises
- weakened link between set objectives and
planned results -> need to review
indicators section
- delay in starting implementation of most of
the measures

Expectations

Administrative Capacity Building

Outputs

- number of supported direct public administration institutions – 256 or 100%
- **number of supported NGOs** – 200 or 2.6% of the total number of NGOs
- **establishment of regional structures** of the Latvian Employers' Confederation and the Free Trade Union Confederation – 10
- percentage of public administration institutions and institutions funded from the state budget in which human resources planning and management IT systems are introduced – 100%

Expectations

Administrative Capacity Building

Outputs

- **Studies and training** on better regulation tools, policy planning and policy impact assessment methods provided, % of studies requested:
 - 1) for employees in public administration – 80%
 - 2) for employees of local governments – 20
 - 3) for social partners – 50%
 - 4) for representatives of non-governmental organisations – 40%
- Number of **specialists involved** in the planning regions and municipalities – 581
- Updated existing medium-term **development planning documents** or development of new medium-term development planning documents in the planning regions or local governments (in municipalities) (number) – 98

Results...

- governance effectiveness increase
- increase of regulatory quality
- increase number of public administration institutions in which the quality management system is introduced
- improvement of quality of development planning documents, binding regulations and decisions adopted by the planning regions, city councils or amalgamated municipalities
- an increase in number of collective agreements

Project examples

- Employers' Confederation of Latvia "The practical application of labour relations' and occupational safety rules in different sectors and businesses"
- 2008-2013 / total costs LVL 4 216 824
- Activity - establishment of regional employer's consultative centres in the regions; risk assessments, trainings, society information campaigns, etc.
- Cooperation with Free Trade Union Confederation in Latvia

Project examples

- Latvian Rural Forum “Strengthening of administrative capacity of association Latvian Rural forum to ensure active and qualitative involvement of non-governmental sector in regional development policy and in the Committee of the Cabinet of Ministers of the Republic of Latvia“
- Project will be implemented in collaboration with association „Civil Alliance – Latvia“ and together with 5 more NGOs, which have signed a contract of co-partnership consortium
- 92,09% co-financing rate
- Total funding of the project is 23 585,91 LVL

Project examples

- NGO “Child Care” of Riga city - project “Strengthening of administrative capacity to act during the development and implementation process of social services policy”
- Latvian movement for independent life - project “Strengthening administrative capacity to ensure participation in the development and quality assessment processes of services for disabled persons”
- Friends of the Earth - project “Development of innovative service “GMO free””
- NGO “Seniors of Rujiena” - project “Supporting seniors today is taking care of future”

Supporting transnational cooperation and innovation

- ❑ Transnational measures and activities in the form of transnational consultations, exchange of experience and good practice, exchange activities
- ❑ Thematic preferences for TNC
- ❑ Case of LV - transnationality is integrated into the priorities and activities of the OP / not promoted

